

comparable with those found for TC alone. Upon comparison of Figures 1A and 1D, a slight broadening for C₁₂ is apparent in addition to upfield and downfield shifts for C₁₁ and C₁, respectively. Thus if Nd(NO₃)₃ were added to a solution of TC·HCl which had been titrated to pH ~7, the observed effects on ¹³C NMR signals, when compared to those of TC·HCl prior to addition of Nd³⁺, could be interpreted as indicating binding at the C₁₁-C₁₂ β-diketone moiety. However when the solution containing a 0.050 mole ratio of La³⁺/TC is treated likewise with NaCl, these same effects on C₁₂, C₁₁, and C₁ are observed. Thus there are no selective paramagnetic effects when NaCl is present at a 1:1 mole ratio with TC.

The above observations account for the conclusions drawn by Asleson from carbon-13 NMR studies regarding the site of binding of several metals to TC·HCl.⁴ Indeed, in a number of previous investigations of metal binding in tetracyclines utilizing various techniques such as potentiometric titration, uv, CD, ir, and fluorescence spectroscopy, either the HCl salt of the antibiotic was used or the free base was used in combination with a relatively high concentration of buffers or other electrolytes.¹⁰⁻²⁰

The effect of added electrolyte was further examined by proton NMR in Me₂SO-*d*₆. As reported earlier, the amide proton resonances show pronounced selective broadening in the presence of Nd³⁺ and other paramagnetic ions.^{1,2} Upon addition of NaCl to a solution of TC and Nd(NO₃)₃ the broadened amide resonance signals sharpen considerably, and the upfield component shifts to a higher field as is observed for TC in the presence of diamagnetic ions such as Ca²⁺ or La³⁺.¹ These same effects are observed upon addition of NaNO₃ or NaClO₄, but no significant changes occur upon adding Et₄NNO₃ or Et₄NClO₄. Only slight signal narrowing occurs when Et₄NCl is added. Thus it would appear that Na⁺ is primarily responsible for the effects observed here. Presumably Na⁺ competes successfully for the ring A binding site of TC by a mass action effect.

In conclusion, these experiments demonstrate that the long-standing controversy over the site at which metal binding occurs in tetracycline antibiotics may result, at least in part, from the presence of various electrolytes in the media at high molar concentrations relative to the drugs. Small cations from the electrolytes saturate the ring A binding site, forcing out cations of lower concentration. No NMR evidence of binding at other sites, under the conditions employed here, has been found.

Acknowledgments. This research was supported by the U.S. Public Health Service through Grant No. AI-11608-01. We are indebted to Dr. Gerald Pearson for operating the Bruker spectrometer.

References and Notes

- (1) D. E. Williamson and G. W. Everett, Jr., *J. Am. Chem. Soc.*, **97**, 2397 (1975).
- (2) J. Gulbis and G. W. Everett, Jr., *Tetrahedron*, in press.
- (3) J. Gulbis and G. W. Everett, Jr., *J. Am. Chem. Soc.*, **97**, 6248 (1975).
- (4) G. L. Asleson, Ph.D. Thesis, The University of Iowa, 1975.
- (5) G. L. Asleson and C. W. Frank, *J. Am. Chem. Soc.*, **97**, 6246 (1975).
- (6) Carbon-13 spectra were recorded on a Bruker HX-90-E spectrometer located at the University of Iowa. Approximately 2200 scans were recorded for each spectrum using a 45° pulse and a 2-s repetition time. Dioxane was the internal standard in each case.
- (7) Addition of metal ions to the TC solutions causes a drop in pH. Determination of the position of the acid-base equilibrium of TC here is complicated by the effects of D₂O on the pH meter reading and the combined effects of D₂O and DMSO on the pK_a values for TC. These effects are expected to cancel one another to a reasonable approximation. Thus in an effort to approximate physiological conditions, the pH range of 7.0-7.5, as read directly from a pH meter, was used for this work.
- (8) T. D. Marinetti, G. H. Snyder, and B. D. Sykes, *J. Am. Chem. Soc.*, **97**, 6562 (1975).
- (9) J. J. Led and D. M. Grant, *J. Am. Chem. Soc.*, **97**, 6962 (1975).
- (10) (a) A. Albert, *Nature (London)*, **172**, 201 (1953); (b) A. Albert and C. W. Rees, *ibid.*, **177**, 433 (1956).

- (11) K. H. Ibsen and M. R. Urist, *Proc. Soc. Exp. Biol. Med.*, **109**, 797 (1962).
- (12) J. T. Doluisio and A. N. Martin, *J. Med. Chem.*, **6**, 16 (1963).
- (13) J. L. Colaizzi, A. N. Knevel, and A. N. Martin, *J. Pharm. Sci.*, **54**, 1425 (1965).
- (14) F. Z. Benet and J. E. Goyan, *J. Pharm. Sci.*, **54**, 983 (1965); **55**, 1184 (1966).
- (15) (a) L. A. Mitscher, A. C. Bonacci, and T. D. Sokolski, *Antimicrob. Agents Chemother.*, **78** (1968); (b) L. A. Mitscher, A. C. Bonacci, B. Slater-Eng, A. K. Hacker, and T. D. Sokoloski, *ibid.*, **111** (1969).
- (16) J. P. White and C. R. Cantor, *J. Mol. Biol.*, **58**, 397 (1971).
- (17) A. H. Caswell and J. D. Hutchison, *Biochem. Biophys. Res. Commun.*, **43**, 625 (1971).
- (18) J. J. R. F. Silva and M. H. M. Dias, *Rev. Port. Quim.*, **14**, 159 (1972).
- (19) M. R. Caira, G. V. Fazakerley, P. W. Linder, and L. R. Nassimbeni, *Inorg. Nucl. Chem. Lett.*, **9**, 25 (1973).
- (20) L. J. Stoel, Ph.D. Thesis, The University of Iowa, 1974.

Janet Gulbis, Grover W. Everett, Jr.*

Department of Chemistry, The University of Kansas
Lawrence, Kansas 66045

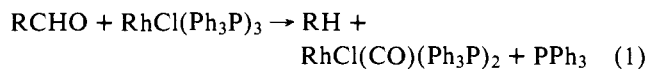
C. W. Frank*

Department of Chemistry, The University of Iowa
Iowa City, Iowa 52242
Received November 14, 1975

Transition-Metal-Promoted Aldehyde-Alkene Addition Reactions

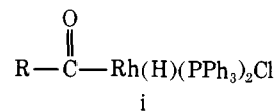
Sir:

The decarbonylation of aldehydes by chlorotris(triphenylphosphine)rhodium(I) (**1**) in solution under mild conditions (eq 1)¹ is one of many interesting and important examples of the utility of transition metal complexes in organic synthesis.



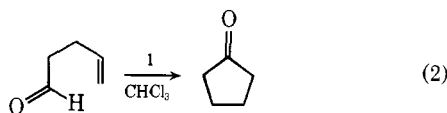
1

Although no evidence regarding the mechanism of this transformation has been reported, it has been suggested^{1c} that the decarbonylation could proceed through an acylmetal hydride intermediate, **i**. The possible generation of metal



complexes such as **i** via the oxidation additions of the aldehyde carbonyl carbon-hydrogen bonds to metal species is a fascinating concept. The potential utility of intermediates such as **i** in the synthesis of a variety of organocarbonyl compounds is great. Our continuing study of the role in catalysis of organotransition metal intermediates with unsaturated hydrocarbon ligands possessing C-M σ bonds² has led us to investigate the interaction of unsaturated aldehydes with transition metal compounds. We have sought to generate an acylmetal hydride intermediate and trap it, through the reaction of its M-C or M-H bond with an alkene ligand on the metal precursor, and also through reaction with unsaturation in the acyl ligand.

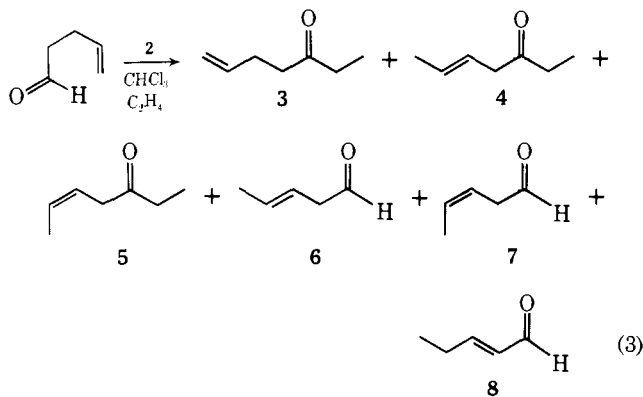
We wish to report that rhodium(I) complexes catalyze the addition of the aldehyde functional group in 4-pentenal to carbon-carbon double bonds to generate ketones. Both intermolecular and intramolecular reactions have been observed, the course of the reaction being dictated by the nature of the rhodium catalyst employed. Treatment of 4-pentenal with **1** in chloroform solution at room temperature afforded cyclopentanone (eq 2). When a 10:1 aldehyde:Rh mole ratio ([Rh] = 0.056 M) was employed, 32% of the



pentenal was converted to products and 43% of the reacted material was isomerized to cyclopentanone during 16 h. Higher yields of cyclopentanone could be achieved by the introduction of ethylene to the reaction mixtures. During 16 h, 65% of 4-pentenal was converted to products and a 78% yield of cyclopentanone was afforded when a 10:1 aldehyde:Rh ratio ($[Rh] = 0.016 \text{ M}$) was employed in ethylene-saturated chloroform. After 88 h in ethylene-saturated chloroform, 96% of the 4-pentenal had been converted to products and a 72% yield of cyclopentanone was obtained.³ Catalyst deactivation may occur by the competing decarbonylation reaction. Small quantities of chlorocarbonylbis(triphenylphosphine)rhodium(I) could be isolated from reaction mixtures in experiments carried to 96% conversion in ethylene-saturated chloroform. The infrared spectrum of the isolated rhodium compound proved to be identical with that of a literature preparation.⁴ Very small amounts of a product with a GLC retention time identical with that of 1-butene were detected in the product mixtures.

The enhanced catalytic efficiency of **1** in the presence of added ethylene may indicate that alkene unsaturation preempts a metal coordination site that is required by the decarbonylation process.

Treatment of 4-pentenal with 2,4-pentanedionatobis(ethylene)rhodium(I) (**2**) (aldehyde:Rh = 10) in ethylene-saturated chloroform resulted in the catalytic generation of three heptenones, 6-hepten-3-one (**3**), *trans*-5-hepten-3-one (**4**), and *cis*-5-hepten-3-one (**5**), in 6, 39, and 2% yields, respectively, at 100% conversion during 16 h. Accompanying the formation of these ethylene-pentenal adducts were three double bond migration products, *trans*-3-pentenal (**6**), *cis*-3-pentenal (**7**), and *trans*-2-pentenal (**8**), afforded in 15, 1, and 3% yields, respectively (eq 3). A minor product with a GLC retention time identical with that of cyclopentanone was present in the product mixture. Its yield was determined to be ca. 1% by ¹H NMR analysis of its mixture with **4**, isolated by GLC.



When a chloroform solution of **2** was treated with 4-pentenal (aldehyde:Rh mole ratio = 10) in the absence of added ethylene, **3**, **4**, and **5** were formed in 1, 12, and 2% yields, respectively, and **6**, **7**, and **8** were afforded in 25, 4, and 8% yields at 100% conversion during 16 h.⁵ The yields of heptenones indicates that 75% of the ethylene available in the **2** charged was consumed in the generation of **3**, **4**, and **5**.

While the sum of the yields of **3**, **4**, and **5** in these experiments gives the total pentenal-ethylene addition product yield, the ratio of the 5-hepten-3-one derived from isomer-

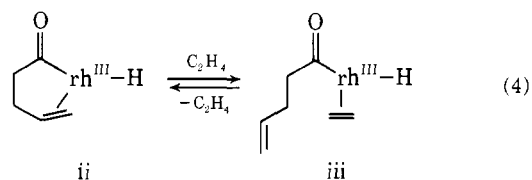
ization of **3** to that generated by reaction of **6** and **7** with ethylene has not yet been determined.

The addition of hexanal to ethylene was not promoted by **1** or **2** at room temperature in ethylene-saturated chloroform.⁸ Neither 3-octanone nor any other organic product derived from the aldehyde could be detected in the reaction mixture during 80 h when a 10:1 ratio of hexanal:**2** was employed. Treatment of hexanal with **1** in CHCl_3 or CH_2Cl_2 in the absence of ethylene led to the ca. stoichiometric decarbonylation according to eq 1. However, **2** did not promote the decarbonylation of hexanal under these same reaction conditions. When hexanal was treated with **1** in ethylene-saturated CHCl_3 , decarbonylation occurred, but the loss of aldehyde was less than stoichiometric relative to rhodium during a 24-h period.

Many free-radical-promoted additions of aldehydes to alkenes are known.¹⁰ Free-radical reactions of aldehydes with ethylene have afforded telomers as well as 1:1 adducts. Cyclopentanone is not a product in reported free-radical-induced decompositions of 4-pentenal.¹¹ Treatment of 4-pentenal with 5 mol % of benzoyl peroxide under our reaction conditions in CHCl_3 afforded no cyclopentanone during 65 h at 50°. An analogous experiment conducted in ethylene-saturated CHCl_3 did not produce any cyclopentanone, **3**, **4**, or **5** during 44 h at 50°.

These observations would indicate that the ketone products derived from 4-pentenal, on its treatment with **1** and **2**, do not come from direct attack of a pentenoyl free radical on alkene unsaturation. The fact that the intramolecular vs. intermolecular aspect of the addition reaction is governed by the nature of the rhodium complex employed emphasizes the intimate role of the transition metal in the transformations.

The ketone products are explained by the generation of intermediates such as ii and iii where rh^{III} represents the metal and its auxiliary ligands (eq 4).¹² The identity of



these ligands is determined by the nature of the metal complex, **1** or **2**, employed. The observed products could be formed by two modes of collapse of ii and iii: (a) C—Rh addition to coordinated alkene followed by reductive elimination via carbon-hydrogen coupling; (b) Rh—H addition to coordinated alkene followed by reductive elimination via carbon-carbon coupling.¹³ Therefore, cyclopentanone would be generated from ii, and ketone **3** would come from an intermediate such as iii. Ketones **4** and **5** could derive from 3-pentenoyl isomers of iii. The mechanism(s) and synthetic scope of these reactions are being investigated.

Acknowledgment is made to the donors of the Petroleum Research Fund, administered by the American Chemical Society, for support of this research. We are indebted to Mr. J. P. Wigen for technical assistance.

References and Notes

- (1) (a) J. Tsuji and K. Ohno, *Tetrahedron Lett.*, 3969 (1965); (b) J. A. Osborn, F. H. Jardine, J. F. Young, and G. Wilkinson, *J. Chem. Soc. A*, 1711 (1966); (c) K. Ohno and J. Tsuji, *J. Am. Chem. Soc.*, **90**, 99 (1968).
- (2) (a) P. A. Pinke and R. G. Miller, *J. Am. Chem. Soc.*, **96**, 4221 (1974); (b) H. J. Golden, D. J. Baker, and R. G. Miller, *ibid.*, **96**, 4235 (1974); (c) R. G. Miller, D. R. Fahey, H. J. Golden, and L. C. Satek, *J. Organomet. Chem.*, **82**, 127 (1974).
- (3) Percent conversions are based upon consumed 4-pentenal and percent yields are defined as the percent of reacted starting material trans-

formed into each product. Yield and conversion data were determined by GLC on 20% Silicone GE XE-60 on 60/80 Chromosorb P and 20% 1,2,3-tris(2-cyanoethoxy)propane on 60/80 Chromosorb V columns. Standard mixtures of reactants and products were analyzed in order to determine the relationships between signal responses and molar ratios. The organic products were isolated by preparative GLC and were identified by their infrared, ^1H NMR, and mass spectra.

- (4) D. Evans, J. A. Osborn, and G. Wilkinson, *Inorg. Synth.*, **11**, 99 (1968).
- (5) In a typical experiment conducted at room temperature, 7 ml of a deoxygenated solution of 4-pentenal, 0.11 ml (1.12 mmol), in chloroform was added via hypodermic syringe to a flask containing 0.29 g (0.11 mmol) of $\text{Rh}(\text{acac})(\text{C}_2\text{H}_4)_2$ ⁶ under argon. The closed flask was then stirred under an argon atmosphere. The resulting yellow solution turned brown with time. The mixture was monitored periodically by GLC. In experiments conducted in ethylene-saturated chloroform, the aldehyde-chloroform solution was saturated with ethylene at 1 atm prior to its addition to the flask containing the rhodium compound. Experiments employing **1** were conducted in a similar manner. Dichloromethane was also found to be a suitable solvent for these reactions. Control experiments demonstrated that the 0.75% ethanol inhibitor in the "Baker Analyzed Reagent" chloroform employed in these experiments did not adversely affect product yields or conversions. Comparable yields and conversions were achieved in experiments employing either freshly purified ethanol-free CHCl_3 or fresh reagent CHCl_3 containing 0.75% ethanol. Utilization of chloroform samples that had decomposed slightly on standing led to the formation of double bond migration products when 4-pentenal was treated with **1**. Compound **6** could not be separated from 4-pentenal on the TCEP or Silicone GE XE-60 GLC columns. Therefore, mixtures of the two compounds were collected and their molar ratios in the mixtures were determined by ^1H NMR analysis when experiments employing **2** and 4-pentenal were conducted.
- (6) R. Cramer, *J. Am. Chem. Soc.*, **86**, 217 (1964).
- (7) See R. Cramer, *Acc. Chem. Res.*, **1**, 186 (1968), for a review of the role of rhodium catalysts in alkene isomerizations.
- (8) An unusually brief account of the addition of acetaldehyde to 1-heptene in an unspecified low yield, catalyzed by **1**, has been reported. No reaction conditions or methods of product characterization were included.⁹
- (9) I. S. Kolomnikov, M. B. Erman, V. P. Kukolev, and M. E. Vol'pin, *Kinet. Katal.*, **13**, 252 (1972).
- (10) C. Walling, "Free Radicals in Solution", Wiley, New York, N.Y., 1957, p 273 ff.
- (11) L. K. Montgomery and J. W. Matt, *J. Am. Chem. Soc.*, **89**, 6556 (1967).
- (12) Precedent for the formation of a 4-pentenylmetal complex was first observed in organocobalt chemistry: R. F. Heck, *J. Am. Chem. Soc.*, **85**, 651 (1963).
- (13) Reductive elimination via carbon-carbon coupling has recently been proposed to occur in reactions of acyl chlorides with alkylrhodium complexes to generate ketones: (a) J. Schwartz and J. B. Cannon, *J. Am. Chem. Soc.*, **96**, 4721 (1974); (b) L. S. Hegeudus, P. M. Kendall, S. M. Lo, and J. R. Sheats, *ibid.*, **97**, 5448 (1975).

Charles F. Lochow, Roy G. Miller*

Department of Chemistry, University of North Dakota
Grand Forks, North Dakota 58202

Received October 20, 1975

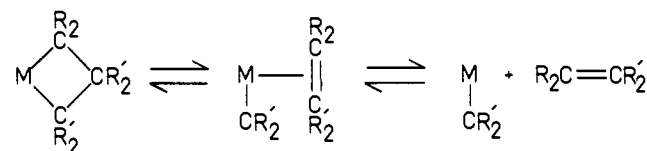
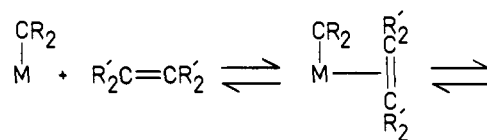
Olefin Metathesis Reaction. III.¹ Mechanistic Considerations

Sir:

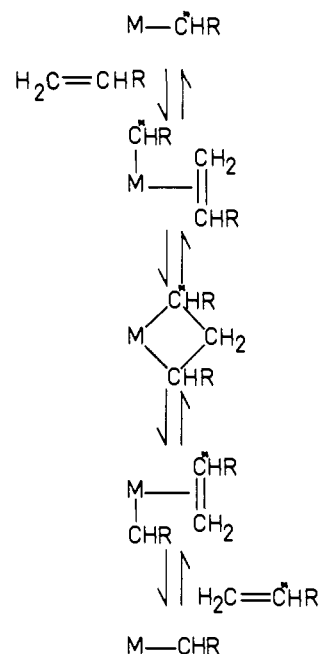
After a period in which a plethora of reaction mechanisms were advanced for the remarkable catalytic olefin metathesis reaction,² there now appears to be a growing consensus that metal carbene and metallocyclobutane intermediates are involved in the reaction, at least for tungsten-based catalysts, as shown in Scheme I. The model tungsten carbene studies by Casey and Burkhardt,³ the alkylidene exchange studies by Katz and McGinnis⁴ and by Grubbs et al.,⁵ and our¹ observations on the basic tungsten chemistry have strengthened the chain carbene concept originally advanced by Herisson and Chauvin.⁶ Additionally, the recent isolation of a simple $\text{M}-\text{CH}_2$ carbene⁷ demonstrates the plausibility of metal carbene intermediates that do not bear electronegative substituents on the carbene carbon atom. We report here some methylene transfer reactions that are consistent with this basic mechanistic concept, provide additional insight to the variability in the basic reaction with slight modifications in catalyst, and establish a stereochemical feature of these catalysts that must be fully explained in any mechanism proposed for olefin metathesis.

Metathesis catalysts based on WCl_6 reportedly do not

Scheme I



Scheme II



metathesize terminal olefins.² From purely mechanistic considerations, we proposed¹ that terminal olefins do in fact metathesize in all catalytic systems but in a relatively selective and nonproductive (or degenerate) fashion so as to reform the original terminal olefin as in Scheme II. We have established that the catalyst derived from $\text{WCl}_6 + \text{C}_2\text{H}_5\text{OH} + 4\text{C}_2\text{H}_5\text{AlCl}_2$ interacts more strongly with a terminal than with an internal olefin. The metathesis rate of *cis*-2-pentene with this catalyst system is sharply reduced on addition of 1-nonene (See Figure 1). This result is in full accord with the general finding that the association constants for olefin-metal complexes are larger for terminal than for internal olefins.⁸ To determine if there would in fact be an interchange of terminal CH_2 and CD_2 groups in view of the incisive demonstration (Figure 1) of strong interaction of the terminal olefin with the catalyst, we decided to test our basic proposal¹ by following the fate of a terminal olefin mixture of 1-hexene and 1-heptene-1,1- d_2 (or 1-pentene- d_{10}) in the presence of catalysts prepared from the various $\text{WCl}_6-\text{R}_x\text{M}$ recipes.²

The heterogeneous catalyst⁹ derived from $\text{WCl}_6 + 2n\text{-C}_4\text{H}_9\text{Li}$ ¹⁰ effected exchange of terminal CH_2 and CD_2 groups with 1-hexene and 1-heptene-1,1- d_2 ; 1-hexene-1,1- d_2 and 1-heptene were the only hydrocarbons other than the starting olefins and traces of productive metathesis products (vide infra) detected by GC mass spectral analysis. There was no evidence of H-D exchange via a carbon-hydrogen bond scission. An analogous CH_2-CD_2 exchange was ob-